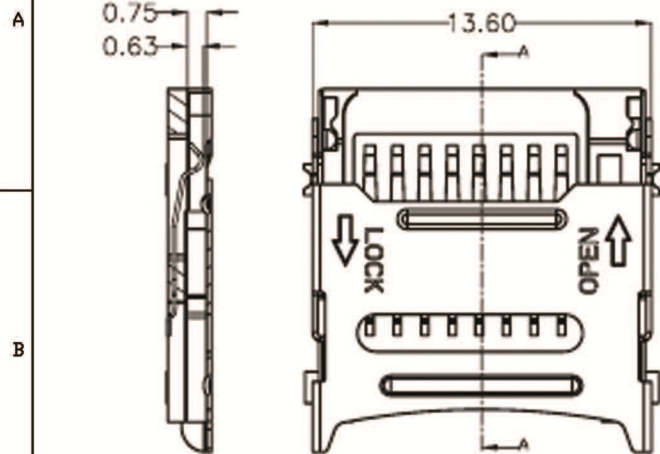
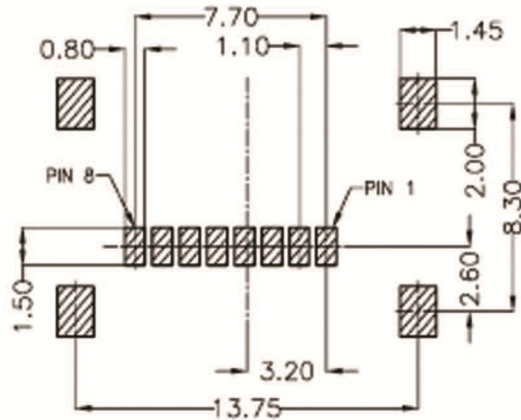
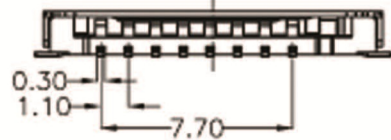


REV.	ECN OR DESCRIPTION	REVISED	DATE
A			

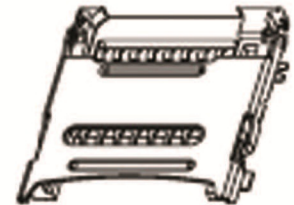
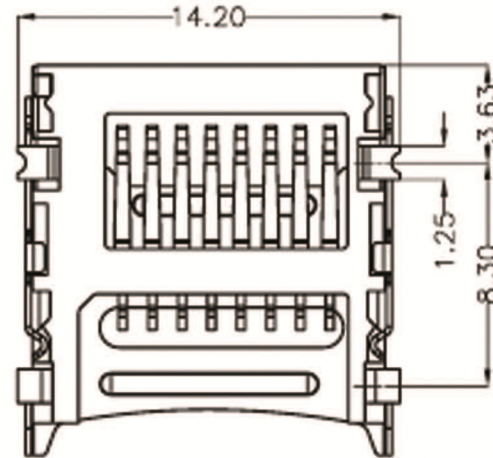
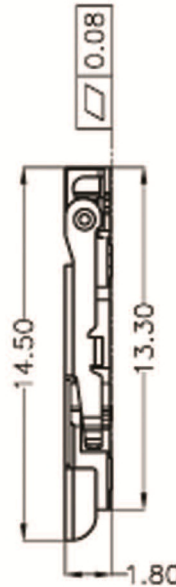


SECTION A-A



RECOMMENDED PCB LAYOUT (TOP VIEW)
GENERAL TOLERANCES: ±0.05

PIN NO.	PIN ASSIGNMENT
PIN1	DAT2
PIN2	CD/DAT3
PIN3	CMD
PIN4	VDD
PIN5	CLK
PIN6	Uss2
PIN7	DAT0
PIN8	DAT1



3D VIEW

NOTES:

1.MATERIAL:

- 1.1 HOUSING: High thermoplastic,UL 94V-0
COLOR: BLACK.
- 1.2 SHELL: STAINLESS STEEL
- 1.3 TERMINAL: COPPER ALLOY
- 1.4 PEG: COPPER ALLOY

2.FINISH:

- 2.1 TERMINAL:
CONTACTG AREA:3u*GOLD OVER NICKEL
SOLDER AREA:50u*MIN. SN OVER NICKEL
- 2.2 PEG: TIN OVER NICKEL

3.RATING:

- OPERATING VOLTAGE: 250V
- CURRENT RATING: 0.5A
- OPERATING TEMPERATURE: -20°C~+85°C

3			
2			
1			
NO.	PART NAME	MATERIAL	Q'TY
UNLESS OTHERWISE SPECIFIED TOLERANCES		UNITS MM	
DECIMALS: X ±0.5 X.X ±0.20 X.XX ±0.10		ANGLES: X ±2° X.X ±1°	
COSTOMER COPY		PRODUCT NAME T-FLASH (掀盖式)	
		PART NO. VSHO-TF08-5501	SIZE A4
DESIGN	CHKD	APPR.	REV.A
SHEET: 1 OF 1		SCALE:1/1	